

# Made to Order Common Specifications:

**-XC26** Double Clevis Width Double Knuckle Width 12.5 mm, 16.5 mm, 19.5 mm: With Double Clevis and Double Knuckle Joint



## 33 Double Clevis Width Double Knuckle Width 12.5 mm, 16.5 mm, or 19.5 mm: With Double Clevis and Double Knuckle Joint -XC26

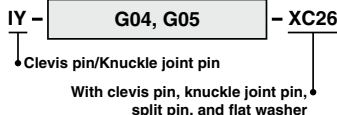
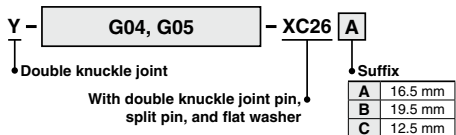
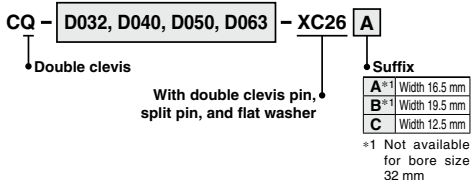
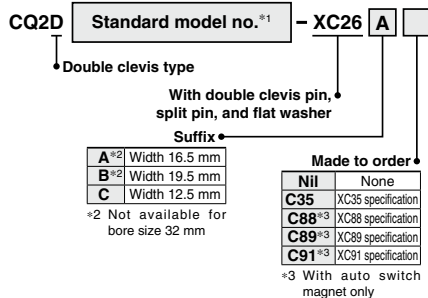
3 different double clevis widths and double knuckle joint widths are selectable: 12.5 mm, 16.5 mm, or 19.5 mm

Description	Model	Action	Note	Vol. no. (for std model)
Compact cylinder	<b>CQ2</b>	Double acting, Single rod	Applicable to ø32 to ø63 Double clevis (D) mounting only	<b>Web Catalog</b>
Long stroke	<b>CQ2</b>			
Anti-lateral load	<b>CQ2</b> □S			

### Specifications:

Same as those of the standard type

### How to Order



\*1 Can be ordered with a rod end bracket (double knuckle joint)

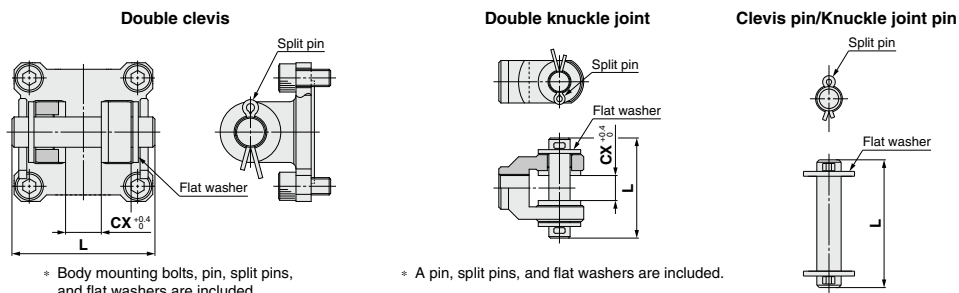
### Applicable Made to Order Options

Series	Made to order			
	XC35	XC88	XC89	XC91
Compact cylinder	●	●	●	—
Long stroke	●	●	●	●
Anti-lateral load	—	—	●	●

\* For details on XC35 ⇨ **Web Catalog**

For details on XC88, 89, and 91 ⇨ **Web Catalog**

### Dimensions (Dimensions other than those below are the same as those of the standard type.)



Bore size [mm]	Double clevis	Double knuckle joint	Clevis pin Knuckle joint pin	[mm]	
				CX	L
<b>32</b>	CQ-D032-XC26C	Y-G04-XC26C	IY-G04-XC26	12.5	52.5
	CQ-D040-XC26A	Y-G04-XC26A		16.5	
<b>40</b>	CQ-D040-XC26B	Y-G04-XC26B	IY-G05-XC26	19.5	66
	CQ-D040-XC26C	Y-G04-XC26C		12.5	
<b>50</b>	CQ-D050-XC26A	Y-G05-XC26A	IY-G05-XC26	16.5	66
	CQ-D050-XC26B	Y-G05-XC26B		19.5	
<b>63</b>	CQ-D050-XC26C	Y-G05-XC26C	IY-G05-XC26	12.5	66
	CQ-D063-XC26A	Y-G05-XC26A		16.5	
<b>63</b>	CQ-D063-XC26B	Y-G05-XC26B	IY-G05-XC26	19.5	66
	CQ-D063-XC26C	Y-G05-XC26C		12.5	

\* Split pins and flat washers are included.

