

Large Flow Air Filter

AF800/900 Series



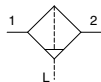
AF800

AF911

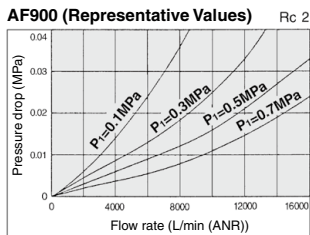
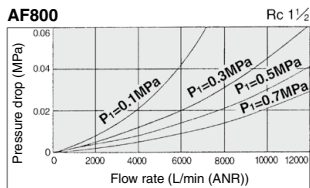
Symbol

Air filter

Air filter with auto drain



Flow Rate Characteristics (Representative Values)



Standard Specifications

Model	AF800	AF900
Port size	1 1/4 1 1/2	2
Proof pressure	1.5 MPa	
Maximum operating pressure	1.0 MPa	
Ambient and fluid temperature	-5 to 60°C (No freezing)	
Filtration	Standard specifications: 5 μm Option: 2, 10, 20, 40, 70, 100 μm	
Bowl material	Polycarbonate	
Bowl capacity (cm ³)	45 cm ³	
Weight (kg)	3.15	7.30
Accessory (Standard)	Bowl guard	

Accessory (Option)/Part No.

Description	Model	Part no.	
		AF8□□	AF9□□
Float type auto drain * (Bowl assembly)	N.O	AD48-6 (Bowl material: Nylon)	AD48-6 (Bowl material: Nylon)
	N.C	AD47 (Bowl material: Polycarbonate)	AD47 (Bowl material: Polycarbonate)

* Min. operating pressure: 0.1 MPa (N.O.), 0.15 MPa (N.C.)

How to Order

AF 8 00 - 12 - □ - □

Air filter →

Body size →

8	1 1/2
9	2

Auto-drain specifications →

00	None
10	Float type auto drain (N.C.)
11	Float type auto drain (N.O.)

Thread type →

NII	Rc
N	NPT
F	G

Option

NII	None
D ⁺⁵	Drain cock with barb fitting
J ⁺⁶	Drain guide
R	Flow direction: Right to left

Option

NII	None
1 ⁺¹	Optional filtration rate
2	Metal bowl
6 ⁺²	Nylon bowl
7 ⁺³	Stainless steel element
8	Metal bowl with level gauge
9 ⁺⁴	Without drain cock

Port size

12	1 1/4
14	1 1/2
20	2

Note 1) When specifying more than one number, indicate them in numerical order.
(Ex.) 127-40

Note 2) When specifying more than one alphabet symbol, indicate them alphabetically and put "-" between them.
(Ex.) D-R

Note 3) Options for "2", "6", and "8" can not be specified at the same time.
(Ex.) 68

Note 4) Symbols "9", "D", "J" can not be specified at the same time.
(Ex.) 9-D-J

Note 5) For products with auto drain, either symbol "D" or "J" cannot be specified at the same time.

* 1 Indicate the required filtration rate after the symbol "1".
(Ex.) When 40 μm is required: 1-40

* 2 For float type auto drain (N.O.), nylon bowl is a standard specification. Selection of "6" is not necessary.

* 3 If indicating "7" only, the filtration rate is 5 μm. Optional filtration rate is required, indicate like 17-□.
(Ex.) When requiring "stainless steel and 40 μm"; 17-40

* 4 The bowl of AL series is used.

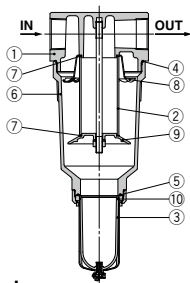
* 5 Drain cock thread machining (1/4) for products with metal bowl.

* 6 This symbol "□" indicates the port size.

1	Rc 1/4
6	NPT 1/4
8	G 1/4

AF800/900 Series

Construction



Component Parts

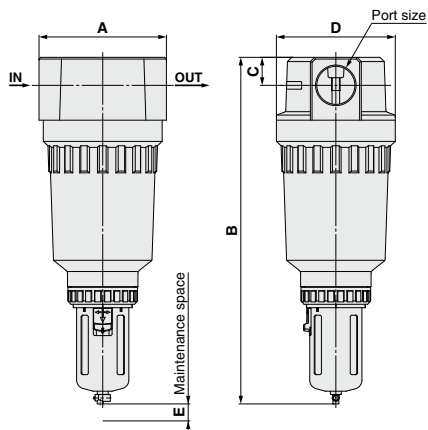
No.	Description	Material		Note
		AF800	AF900	
1	Body	Aluminum die-casted	Aluminum casted	Platinum silver painted
6	Housing	Aluminum die-casted	Aluminum casted	Platinum silver painted

Replacement Parts

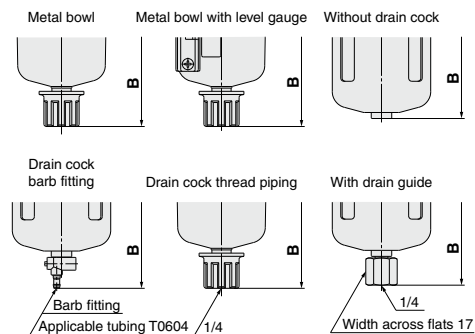
No.	Description	Material	Part no.		Qty.	
			AF800	AF900		
2	Element	Standard	Bronze	11345-5B	11352-5B	1
		-7	Stainless steel	11345-5S	11352-5S	1
3	Bowl assembly	Standard	—	C4SF	—	1
		-2	—	C4SF-2	—	
		-6	—	C4SF-6	—	
		-8	—	C4LF-8	—	
		-9	—	C4SF-X401	—	
4	O-ring	NBR	KA00788 (JIS B2401G130)	630332	1	
5	O-ring	NBR	113136	113136	1	
7	Element seal	NBR	11217	112310	2	
8	Deflector	Aluminum	11346	11355	1	
9	Buffer	AF800	ADC	11344	—	1
		AF900	Aluminum casted	—	11354	
10	O-ring	NBR	—	C4SFP-260S	1	

Note) O-ring ⑩ is attached.

Dimensions



Option



Option/Dimensions

Model	A	B	C	D	B (With auto drain)		E
					N.O	N.C	
AF800	150	408	33	140	448	448	150
AF900	200	488	46	170	528	528	210

Model	B (Without auto drain)					
	Metal bowl	Metal bowl with level gauge	Without drain cock	Drain cock barb fitting	Drain cock thread piping	With drain guide
AF800	421	441	397	417	421	415
AF900	501	521	477	497	501	495

⚠ Precautions

Be sure to read this before handling the products.

Refer to page 9 for safety instructions and pages 13 to 17 for F.R.L. precautions.