

25A- Series

Applicable Auto Switches

Applicable Cylinder Series

Type	Special function	Electrical entry	Indicator light	Auto switches							Air cylinders										
				Wiring (Output)	Electrical entry direction	Auto switch model	Lead wire length [m]				Pre-wired connector	CDJP2	CD(B)J2 CDJ2K	CD85	CDM2	CD(B)G1	MDB	CDA2	CDS2		
							0.5 Nil	1 M	3 L	5 Z										ø4 to ø16	ø10, ø16
Solid state auto switch	—	Grommet	Yes	3-wire (NPN)	In-line	D-M9N-900	●	●	●	○	—	●	●	●	●	●	—	●	●	●	
						D-M9P-900	●	●	●	○	—	●	●	●	●	●	—	●	●	●	●
						D-M9B-900	●	●	●	○	—	●	●	●	●	●	—	●	●	●	●
						D-M9NV-900	●	●	●	○	—	●	●	●	●	●	—	●	●	●	●
						D-M9PV-900	●	●	●	○	—	●	●	●	●	●	—	●	●	●	●
						D-M9BV-900	●	●	●	○	—	●	●	●	●	●	—	●	●	●	●
				3-wire (PNP)	Perpendicular	D-M9NW-900	●	●	●	○	—	●	●	●	●	—	●	●	●	●	
						D-M9PW-900	●	●	●	○	—	●	●	●	●	—	●	●	●	●	
						D-M9BW-900	●	●	●	○	○	●	●	●	●	—	●	●	●	●	
						D-M9NVV-900	●	●	●	○	—	●	●	●	●	—	●	●	●	●	
						D-M9PVV-900	●	●	●	○	—	●	●	●	●	—	●	●	●	●	
						D-M9BWW-900	●	●	●	○	○	●	●	●	●	—	●	●	●	●	
	—	Grommet	Yes	3-wire (NPN)	In-line	D-Y59A-900	●	—	●	○	—	—	—	—	—	—	—	—	—	—	
						D-Y7P-900	●	—	●	○	—	—	—	—	—	—	—	—	—	—	
						D-Y59B-900	●	—	●	○	—	—	—	—	—	—	—	—	—	—	
						D-Y69A-900	●	—	●	○	—	—	—	—	—	—	—	—	—	—	
						D-Y7PV-900	●	—	●	○	—	—	—	—	—	—	—	—	—	—	
						D-Y69B-900	●	—	●	○	—	—	—	—	—	—	—	—	—	—	
				3-wire (PNP)	Perpendicular	D-Y7NW-900	●	—	●	○	—	—	—	—	—	—	—	—	—	—	
						D-Y7PW-900	●	—	●	○	—	—	—	—	—	—	—	—	—		
						D-Y7BW-900	●	—	●	○	—	—	—	—	—	—	—	—	—		
						D-Y7NVV-900	●	—	●	○	—	—	—	—	—	—	—	—	—		
						D-Y7PVV-900	●	—	●	○	—	—	—	—	—	—	—	—	—		
						D-Y7BWW-900	●	—	●	○	—	—	—	—	—	—	—	—	—		
	Diagnostic indication (2-color indicator)	Grommet	Yes	3-wire (NPN)	In-line	D-G59-900	●	—	●	○	—	—	—	—	—	—	●	—	—		
						D-G5P-900	●	—	●	○	—	—	—	—	—	—	●	—	—		
						D-K59-900	●	—	●	○	—	—	—	—	—	—	●	—	—		
						D-G59W-900	●	—	●	○	—	—	—	—	—	—	●	—	—		
						D-G5PW-900	●	—	●	○	—	—	—	—	—	—	●	—	—		
						D-K59W-900	●	—	●	○	○	—	—	—	—	—	●	—	—		
				3-wire (PNP)	Perpendicular	D-F79-900	●	—	●	○	—	—	—	—	—	—	—	—	—		
						D-F7P-900	●	—	●	○	—	—	—	—	—	—	—	—			
						D-J79-900	●	—	●	○	—	—	—	—	—	—	—	—			
						D-F7NV-900	●	—	●	○	—	—	—	—	—	—	—	—			
						D-F7PV-900	●	—	●	○	—	—	—	—	—	—	—	—			
						D-F7BV-900	●	—	●	○	—	—	—	—	—	—	—	—			
	Diagnostic indication (2-color indicator)	Grommet	Yes	3-wire (NPN)	In-line	D-F79W-900	●	—	●	○	—	—	—	—	—	—	—				
						D-F7PW-900	●	—	●	○	—	—	—	—	—	—	—				
						D-J79W-900	●	—	●	○	—	—	—	—	—	—	—				
						D-F7NVV-900	●	—	●	○	—	—	—	—	—	—	—				
D-F7PVV-900						●	—	●	○	—	—	—	—	—	—	—					
D-F7BWW-900						●	—	●	○	—	—	—	—	—	—	—					
3-wire (PNP)				Perpendicular	D-F8N-900	●	—	●	○	—	—	—	—	—	—	—	—				
					D-F8P-900	●	—	●	○	—	—	—	—	—	—	—					
					D-F8B-900	●	—	●	○	—	—	—	—	—	—	—					
					D-A90-900	—	—	●	—	—	●	●	●	—	●	●	●				
					D-Z80-900	—	—	●	—	—	—	—	—	—	—	—	—				
					D-E76A	●	—	●	—	—	—	—	—	—	—	—	—				
Reed auto switch	—	Grommet	No	2-wire	In-line	D-A90L-900	—	—	●	—	—	●	●	●	—	●	●	●			
						D-Z80L-900	—	—	●	—	—	—	—	—	—	—	—	—			
						D-E73A	●	—	●	—	—	—	—	—	—	—	—				
—	Grommet	Yes	3-wire (NPN equiv.)	2-wire	In-line	D-E73A	●	—	●	—	—	—	—	—	—	—	—				
						D-E80A	●	—	●	—	—	—	—	—	—	—	—	—			

*1 The D-A90L-900 cannot be mounted on ø4. * Solid state auto switches marked with a "○" are produced upon receipt of order.

Ordering the Auto Switches

Please be aware that the order part numbers for the cylinder mounted and individual auto switches are different.

(Example) Part number for ordering D-M9BWL-900:

- Cylinder mounted type: 25A-CDJ2L16-60Z-M9BWL-B
(Omit the first "D-" and the last "-900" or "-901".)
- Individual auto switch: D-M9BWL-900
(Place the order with the part number for auto switch shown in the table above.)

- * Lead wire length symbols: 0.5 m..... Nil (Example) M9NW
- 1 m..... M (Example) M9NWM
- 3 m..... L (Example) M9NWL
- 5 m..... Z (Example) M9NWZ

25A- Series

Applicable Cylinder Series

Auto switches														
Type	Special function	Electrical entry	Indicator light	Wiring (Output)	Electrical entry direction	Auto switch model	Lead wire length [m]				Pre-wired connector			
							0.5	1	3	5				
							Nil	M	L	Z	SDPC			
Solid state auto switch	—	Grommet	Yes	3-wire (NPN)	In-line	D-M9N-900	●	●	●	○	—			
				3-wire (PNP)		D-M9P-900	●	●	●	○	—			
				2-wire		D-M9B-900	●	●	●	○	—			
				3-wire (NPN)		Perpendicular	D-M9NV-900	●	●	●	○	—		
				3-wire (PNP)			D-M9PV-900	●	●	●	○	—		
				2-wire			D-M9BV-900	●	●	●	○	—		
				3-wire (NPN)	In-line		D-M9NW-900	●	●	●	○	—		
				3-wire (PNP)			D-M9PW-900	●	●	●	○	—		
				2-wire			D-M9BW-900	●	●	●	○	○		
				3-wire (NPN)		Perpendicular	D-M9NWV-900	●	●	●	○	—		
				3-wire (PNP)			D-M9PWV-900	●	●	●	○	—		
				2-wire			D-M9BWV-900	●	●	●	○	○		
	3-wire (NPN)			In-line	D-Y59A-900		●	—	●	○	—			
	3-wire (PNP)				D-Y7P-900		●	—	●	○	—			
	2-wire				D-Y59B-900		●	—	●	○	—			
	3-wire (NPN)				Perpendicular	D-Y69A-900	●	—	●	○	—			
	3-wire (PNP)					D-Y7PV-900	●	—	●	○	—			
	2-wire					D-Y69B-900	●	—	●	○	—			
	3-wire (NPN)			In-line		D-Y7NW-900	●	—	●	○	—			
	3-wire (PNP)					D-Y7PW-900	●	—	●	○	—			
	2-wire					D-Y7BW-900	●	—	●	○	—			
	3-wire (NPN)				Perpendicular	D-Y7NWV-900	●	—	●	○	—			
	3-wire (PNP)					D-Y7PWV-900	●	—	●	○	—			
	2-wire					D-Y7BWV-900	●	—	●	○	—			
	3-wire (NPN)	In-line	D-G59-900	●		—	●	○	—					
	3-wire (PNP)		D-G5P-900	●		—	●	○	—					
	2-wire		D-K59-900	●		—	●	○	—					
	3-wire (NPN)		In-line	D-G59W-900	●	—	●	○	—					
	3-wire (PNP)			D-G5PW-900	●	—	●	○	—					
	2-wire			D-K59W-900	●	—	●	○	○					
	3-wire (NPN)	In-line		D-F79-900	●	—	●	○	—					
	3-wire (PNP)			D-F7P-900	●	—	●	○	—					
	2-wire			D-J79-900	●	—	●	○	—					
	3-wire (NPN)		Perpendicular	D-F7NV-900	●	—	●	○	—					
	3-wire (PNP)			D-F7PV-900	●	—	●	○	—					
	2-wire			D-F7BV-900	●	—	●	○	—					
	3-wire (NPN)	In-line		D-F79W-900	●	—	●	○	—					
	3-wire (PNP)			D-F7PW-900	●	—	●	○	—					
	2-wire			D-J79W-900	●	—	●	○	—					
	3-wire (NPN)		Perpendicular	D-F7NWV-900	●	—	●	○	—					
	2-wire			D-F7BWV-900	●	—	●	○	—					
	3-wire (NPN)			In-line	D-F8N-900	●	—	●	○	—				
	3-wire (PNP)	D-F8P-900			●	—	●	○	—					
	2-wire	D-F8B-900			●	—	●	○	—					
	—	Diagnostic indication (2-color indicator)			Grommet	Yes	3-wire (NPN)	In-line	D-A90-900	—	—	●	—	—
			D-Z80-900						—	—	●	—	—	
			3-wire (NPN equiv.)						In-line	D-E76A	●	—	●	—
				D-E73A						●	—	●	—	—
D-E80A				●						—	●	—	—	
—			Diagnostic indication (2-color indicator)	Grommet					No	2-wire	In-line	D-A90-900	—	—
	D-Z80-900	—			—	●	—	—						
	3-wire (NPN equiv.)	In-line			D-E76A	●	—	●				—	—	
					D-E73A	●	—	●				—	—	
					D-E80A	●	—	●				—	—	

25A- Series

Applicable Rotary Actuator Series

Type	Special function	Electrical entry	Indicator light	Auto switches					Rotary actuators												
				Wiring (Output)	Electrical entry direction	Auto switch model	Lead wire length [m]				Pre-wired connector	MSQ	MSZ	MDSUB							
							0.5 Nil	1 M	3 L	5 Z				10 to 200	10 to 50	1, 3	7, 20				
Solid state auto switch	—	Grommet	Yes	3-wire (NPN)	In-line	D-M9N-900	●	●	●	○	—	●	●	—	—						
				3-wire (PNP)		D-M9P-900	●	●	●	○	—	●	●	—	—						
				2-wire		D-M9B-900	●	●	●	○	—	●	●	—	—						
				3-wire (NPN)	Perpendicular	D-M9NV-900	●	●	●	○	—	●	●	—	—						
				3-wire (PNP)		D-M9PV-900	●	●	●	○	—	●	●	—	—						
				2-wire		D-M9BV-900	●	●	●	○	—	●	●	—	—						
				Diagnostic indication (2-color indicator)	Grommet	Yes	3-wire (NPN)	In-line	D-M9NW-900	●	●	●	○	—	●	●	—	—			
							3-wire (PNP)		D-M9PW-900	●	●	●	○	—	●	●	—	—			
							2-wire		D-M9BW-900	●	●	●	○	○	●	●	—	—			
							3-wire (NPN)	Perpendicular	D-M9NWV-900	●	●	●	○	—	●	●	—	—			
							3-wire (PNP)		D-M9PWV-900	●	●	●	○	—	●	●	—	—			
							2-wire		D-M9BWV-900	●	●	●	○	○	●	●	—	—			
	—	Grommet	Yes	3-wire (NPN)	In-line	D-Y59A-900	●	—	●	○	—	—	—	—	—						
				3-wire (PNP)		D-Y7P-900	●	—	●	○	—	—	—	—	—						
				2-wire		D-Y59B-900	●	—	●	○	—	—	—	—	—						
				3-wire (NPN)	Perpendicular	D-Y69A-900	●	—	●	○	—	—	—	—	—						
				3-wire (PNP)		D-Y7PV-900	●	—	●	○	—	—	—	—	—						
				2-wire		D-Y69B-900	●	—	●	○	—	—	—	—	—						
	Diagnostic indication (2-color indicator)	Grommet	Yes	3-wire (NPN)	In-line	D-Y7NW-900	●	—	●	○	—	—	—	—	—						
				3-wire (PNP)		D-Y7PW-900	●	—	●	○	—	—	—	—	—						
				2-wire		D-Y7BW-900	●	—	●	○	—	—	—	—	—						
				3-wire (NPN)	Perpendicular	D-Y7NWV-900	●	—	●	○	—	—	—	—	—						
				3-wire (PNP)		D-Y7PWV-900	●	—	●	○	—	—	—	—	—						
				2-wire		D-Y7BWV-900	●	—	●	○	—	—	—	—	—						
				—	Grommet	Yes	3-wire (NPN)	In-line	D-S991-901*1	●	—	●	○	—	—	—	●	—			
							3-wire (PNP)		D-S992-901*1	●	—	●	○	—	—	—	—	●	—		
							2-wire		D-S9P1-901*1	●	—	●	○	—	—	—	—	—	●	—	
									D-S9P2-901*1	●	—	●	○	—	—	—	—	—	—	●	—
							3-wire (NPN)		D-T991-901*1	●	—	●	○	—	—	—	—	—	—	●	—
									D-T992-901*1	●	—	●	○	—	—	—	—	—	—	—	●
	3-wire (PNP)	Perpendicular	D-S99V1-901*1				●	—	●	○	—	—	—	—	—	—	●	—			
			D-999V2-901*1				●	—	●	○	—	—	—	—	—	—	—	●	—		
			D-S9PV1-901*1				●	—	●	○	—	—	—	—	—	—	—	●	—		
			D-S9PV2-901*1				●	—	●	○	—	—	—	—	—	—	—	—	●	—	
			2-wire				D-T99V1-901*1	●	—	●	○	—	—	—	—	—	—	—	—	●	—
							D-T99V2-901*1	●	—	●	○	—	—	—	—	—	—	—	—	—	●
	3-wire (NPN)	In-line	D-S791-901*1	●	—	●	○	—	—	—	—	—	—	—	—	●					
			D-S792-901*1	●	—	●	○	—	—	—	—	—	—	—	—	—	●				
			3-wire (PNP)	D-S7P1-901*1	●	—	●	○	—	—	—	—	—	—	—	—	—	●			
				D-S7P2-901*1	●	—	●	○	—	—	—	—	—	—	—	—	—	—	●		
2-wire			D-T791-901*1	●	—	●	○	—	—	—	—	—	—	—	—	—	—	●			
			D-T792-901*1	●	—	●	○	—	—	—	—	—	—	—	—	—	—	—	●		
Reed auto switch	—	Grommet	No	2-wire	In-line	D-A90-900	—	—	●	—	—	●	●	—	—						

* Solid state auto switches marked with a "○" are produced upon receipt of order.

* Note that the individual auto switch with part number of "S□□" and "T□□" have the right-hand-type (□□□1) and the left-hand-type (□□□2).

When you order the actuator with two auto switches at the part number of the actuator, one each of the right-hand-type and the left-hand-type are shipped together with the actuator.

* When the MHZ2-10, MHZL2-10, MHL2-10 to 40, or MHS3-32 air gripper is ordered with auto switch, mounting brackets are supplied with the air gripper. When the auto switch is used at the square groove on the side with other cylinder bore sizes, or ordering only auto switches separately, mounting brackets (90-BMG2-012) are required. Order them separately. For details, refer to page 265.

Ordering the Auto Switches

Please be aware that the order part numbers for the rotary actuator mounted and individual auto switches are different.

(Example) Part number for ordering D-M9BWL-900:

- Rotary actuator mounted type: 25A-MSQB-10A-M9BWL (Omit the first "D-" and the last "-900" or "-901".)
- Individual auto switch: D-M9BWL-900 (Place the order with the part number for auto switch shown in the table above.)

- * Lead wire length symbols: 0.5 m..... Nil (Example) M9NW
- 1 m..... M (Example) M9NWM
- 3 m..... L (Example) M9NWL
- 5 m..... Z (Example) M9NWZ

*1 Lead wire for a solid state auto switch with "-901" at the end of part number has been changed to a cable for a robot use.

Applicable Air Gripper Series

Type	Special function	Electrical entry	Indicator light	Auto switches					Air grippers										Directional Control Valves	
				Wiring (Output)	Electrical entry direction	Auto switch model	Lead wire length [m]				Pre-wired connector	JMHZ2	JMHZ2-X6900	JMHZ2-X7460	MHZ2	MHZL2	MHZJ2	MHZJ2-X6100		MHZL2-X5955
							0.5 Nil	1 M	3 L	5 Z										
Solid state auto switch	Diagnostic indication (2-color indicator)	Grommet	Yes	3-wire (NPN)	In-line	D-M9N-900	●	●	●	○	—	●	●	●	●	●	●	●		
						D-M9P-900	●	●	●	○	—	●	●	●	●	●	●	●	●	
						D-M9B-900	●	●	●	○	—	●	●	●	●	●	●	●	●	
						D-M9NV-900	●	●	●	○	—	●	●	●	●	●	●	●	●	
						D-M9PV-900	●	●	●	○	—	●	●	●	●	●	●	●	●	
						D-M9BV-900	●	●	●	○	—	●	●	●	●	●	●	●	●	
				3-wire (PNP)	Perpendicular	D-M9NW-900	●	●	●	○	—	●	●	●	●	●	●	●	●	●
						D-M9PW-900	●	●	●	○	—	●	●	●	●	●	●	●	●	
						D-M9BW-900	●	●	●	○	○	●	●	●	●	●	●	●	●	
						D-M9NVV-900	●	●	●	○	—	●	●	●	●	●	●	●	●	
						D-M9PVV-900	●	●	●	○	—	●	●	●	●	●	●	●	●	
						D-M9BWW-900	●	●	●	○	○	●	●	●	●	●	●	●	●	
	3-wire (NPN)	In-line	D-Y59A-900	●	—	●	○	—	—	—	—	—	●	●	—	—	—			
			D-Y7P-900	●	—	●	○	—	—	—	—	—	●	●	—	—	—			
			D-Y59B-900	●	—	●	○	—	—	—	—	—	●	●	—	—	—			
			D-Y69A-900	●	—	●	○	—	—	—	—	—	●	●	—	—	—			
			D-Y7PV-900	●	—	●	○	—	—	—	—	—	●	●	—	—	—			
			D-Y69B-900	●	—	●	○	—	—	—	—	—	●	●	—	—	—			
	3-wire (PNP)	Perpendicular	D-Y7NW-900	●	—	●	○	—	—	—	—	—	●	●	—	—	—			
			D-Y7PW-900	●	—	●	○	—	—	—	—	—	●	●	—	—	—			
			D-Y7BW-900	●	—	●	○	—	—	—	—	—	●	●	—	—	—			
			D-Y7NVV-900	●	—	●	○	—	—	—	—	—	●	●	—	—	—			
			D-Y7PVV-900	●	—	●	○	—	—	—	—	—	●	●	—	—	—			
			D-Y7BWW-900	●	—	●	○	—	—	—	—	—	●	●	—	—	—			
	3-wire (NPN)	In-line	D-S991-901*1	●	—	●	○	—	—	—	—	—	—	—	—	—	—			
			D-S992-901*1	●	—	●	○	—	—	—	—	—	—	—	—	—	—			
			D-S9P1-901*1	●	—	●	○	—	—	—	—	—	—	—	—	—	—			
			D-S9P2-901*1	●	—	●	○	—	—	—	—	—	—	—	—	—	—			
			D-T991-901*1	●	—	●	○	—	—	—	—	—	—	—	—	—	—			
			D-T992-901*1	●	—	●	○	—	—	—	—	—	—	—	—	—	—			
			3-wire (PNP)	Perpendicular	D-S99V1-901*1	●	—	●	○	—	—	—	—	—	—	—	—	—	—	
					D-999V2-901*1	●	—	●	○	—	—	—	—	—	—	—	—	—	—	
					D-S9PV1-901*1	●	—	●	○	—	—	—	—	—	—	—	—	—	—	
					D-S9PV2-901*1	●	—	●	○	—	—	—	—	—	—	—	—	—	—	
					D-T99V1-901*1	●	—	●	○	—	—	—	—	—	—	—	—	—	—	
					D-T99V2-901*1	●	—	●	○	—	—	—	—	—	—	—	—	—	—	
	3-wire (NPN)	In-line	D-S791-901*1	●	—	●	○	—	—	—	—	—	—	—	—	—	—			
			D-S792-901*1	●	—	●	○	—	—	—	—	—	—	—	—	—	—			
			D-S7P1-901*1	●	—	●	○	—	—	—	—	—	—	—	—	—	—			
			D-S7P2-901*1	●	—	●	○	—	—	—	—	—	—	—	—	—	—			
D-T791-901*1			●	—	●	○	—	—	—	—	—	—	—	—	—	—				
D-T792-901*1			●	—	●	○	—	—	—	—	—	—	—	—	—	—				
Reed auto switch	—	Grommet	No	2-wire	In-line	D-A90-900	—	—	●	—	—	—	—	—	—	—				

- * Solid state auto switches marked with a "○" are produced upon receipt of order.
- * Note that the individual auto switch with part number of "S□□" and "T□□" have the right-hand-type (□□□1) and the left-hand-type (□□□2). When you order the actuator with two auto switches at the part number of the actuator, one each of the right-hand-type and the left-hand-type are shipped together with the actuator.
- * When the MHZ2-10, MHZL2-10, MHL2-10 to 40, or MHS3-32 air gripper is ordered with auto switch, mounting brackets are supplied with the air gripper. When the auto switch is used at the square groove on the side with other cylinder bore sizes, or ordering only auto switches separately, mounting brackets (90-BMG2-012) are required. Order them separately. For details, refer to page 265.

Ordering the Auto Switches

Please be aware that the order part numbers for the air gripper mounted and individual auto switches are different.
 (Example) Part number for ordering D-M9BWL-900:
 • Air gripper mounted type: 25A-MHZ2-16D-M9BWL * Lead wire length symbols: 0.5 m..... Nil (Example) M9NW
 (Omit the first "D-" and the last "-900" or "-901".) 1 m..... M (Example) M9NWM
 • Individual auto switch: D-M9BWL-900 3 m..... L (Example) M9NWL
 (Place the order with the part number for auto switch shown in the table above.) 5 m..... Z (Example) M9NWX

*1 Lead wire for a solid state auto switch with "-901" at the end of part number has been changed to a cable for a robot use.

25A- Series

Applicable Air Gripper Series

Type	Special function	Electrical entry	Indicator light	Auto switches					Air grippers										
				Wiring (Output)	Electrical entry direction	Auto switch model	Lead wire length [m]				Pre-wired connector	MHL2-Z	MHL2	MHF2	MHS3 MHS4	MHSJ3	MHY2	MHW2	
							0.5 Nil	1 M	3 L	5 Z									SDPC
Solid state auto switch	Diagnostic indication (2-color indicator)	Grommet	Yes	In-line	3-wire (NPN)	D-M9N-900	●	●	●	○	—	●	●	●	●	●	●		
						D-M9P-900	●	●	●	○	—	●	●	●	●	●	●		
					2-wire	D-M9B-900	●	●	●	○	—	●	●	●	●	●	●	●	
						D-M9NV-900	●	●	●	○	—	●	●	●	●	●	●	●	
					Perpendicular	3-wire (PNP)	D-M9PV-900	●	●	●	○	—	●	●	●	●	●	●	●
						2-wire	D-M9BV-900	●	●	●	○	—	●	●	●	●	●	●	●
				In-line	3-wire (NPN)	D-M9NW-900	●	●	●	○	—	●	●	●	●	●	●	●	
					3-wire (PNP)	D-M9PW-900	●	●	●	○	—	●	●	●	●	●	●	●	
					2-wire	D-M9BW-900	●	●	●	○	○	●	●	●	●	●	●	●	
					Perpendicular	3-wire (NPN)	D-M9NVV-900	●	●	●	○	—	●	●	●	●	●	●	●
						3-wire (PNP)	D-M9PVV-900	●	●	●	○	—	●	●	●	●	●	●	●
					2-wire	D-M9BWW-900	●	●	●	○	○	●	●	●	●	●	●	●	
	In-line	3-wire (NPN)	D-Y59A-900	●	—	●	○	—	●	●	—	—	—	—	—	●			
		3-wire (PNP)	D-Y7P-900	●	—	●	○	—	●	●	—	—	—	—	—	●			
		2-wire	D-Y59B-900	●	—	●	○	—	●	●	—	—	—	—	—	●			
		Perpendicular	3-wire (NPN)	D-Y69A-900	●	—	●	○	—	●	●	—	—	—	—	—	●		
			3-wire (PNP)	D-Y7PV-900	●	—	●	○	—	●	●	—	—	—	—	—	●		
		2-wire	D-Y69B-900	●	—	●	○	—	●	●	—	—	—	—	—	●			
	In-line	3-wire (NPN)	D-Y7NW-900	●	—	●	○	—	●	●	—	—	—	—	—	●			
		3-wire (PNP)	D-Y7PW-900	●	—	●	○	—	●	●	—	—	—	—	—	●			
		2-wire	D-Y7BW-900	●	—	●	○	—	●	●	—	—	—	—	—	●			
		Perpendicular	3-wire (NPN)	D-Y7NVV-900	●	—	●	○	—	●	●	—	—	—	—	—	●		
			3-wire (PNP)	D-Y7PVV-900	●	—	●	○	—	●	●	—	—	—	—	—	●		
		2-wire	D-Y7BWW-900	●	—	●	○	—	●	●	—	—	—	—	—	●			
		In-line	3-wire (NPN)	D-S991-901*1	●	—	●	○	—	—	—	—	—	—	—	—	—		
			3-wire (PNP)	D-S992-901*1	●	—	●	○	—	—	—	—	—	—	—	—	—		
			2-wire	D-S9P1-901*1	●	—	●	○	—	—	—	—	—	—	—	—	—		
				D-T991-901*1	●	—	●	○	—	—	—	—	—	—	—	—	—		
			Perpendicular	3-wire (NPN)	D-S99V1-901*1	●	—	●	○	—	—	—	—	—	—	—	—	—	
				3-wire (PNP)	D-999V2-901*1	●	—	●	○	—	—	—	—	—	—	—	—	—	
	In-line	3-wire (NPN)	D-S99V1-901*1	●	—	●	○	—	—	—	—	—	—	—	—	—			
		3-wire (PNP)	D-S9PV1-901*1	●	—	●	○	—	—	—	—	—	—	—	—	—			
		2-wire	D-T99V1-901*1	●	—	●	○	—	—	—	—	—	—	—	—	—			
			D-T99V2-901*1	●	—	●	○	—	—	—	—	—	—	—	—	—			
		Perpendicular	3-wire (NPN)	D-S791-901*1	●	—	●	○	—	—	—	—	—	—	—	—	—		
			3-wire (PNP)	D-S7P1-901*1	●	—	●	○	—	—	—	—	—	—	—	—	—		
2-wire	D-S7P2-901*1	●	—	●	○	—	—	—	—	—	—	—	—	—	—				
	D-T791-901*1	●	—	●	○	—	—	—	—	—	—	—	—	—	—				
D-T792-901*1	●	—	●	○	—	—	—	—	—	—	—	—	—	—	—				
Reed auto switch	—	Grommet	No	2-wire	In-line	D-A90-900	—	—	●	—	—	—	—	—	—	—			

- * Solid state auto switches marked with a "○" are produced upon receipt of order.
- * Note that the individual auto switch with part number of "S□□" and "T□□" have the right-hand-type (□□□1) and the left-hand-type (□□□2).
When you order the actuator with two auto switches at the part number of the actuator, one each of the right-hand-type and the left-hand-type are shipped together with the actuator.
- * When the MHZ2-10, MHZL2-10, MHL2-10 to 40, or MHS3-32 air gripper is ordered with auto switch, mounting brackets are supplied with the air gripper.
When the auto switch is used at the square groove on the side with other cylinder bore sizes, or ordering only auto switches separately, mounting brackets (90-BMG2-012) are required. Order them separately. For details, refer to page 265.

Ordering the Auto Switches

Please be aware that the order part numbers for the air gripper mounted and individual auto switches are different.
 (Example) Part number for ordering D-M9BWL-900:
 • Air gripper mounted type: 25A-MHZ2-16D-M9BWL * Lead wire length symbols: 0.5 m..... Nil (Example) M9NW
 (Omit the first "D-" and the last "-900" or "-901".) 1 m..... M (Example) M9NWM
 • Individual auto switch: D-M9BWL-900 3 m..... L (Example) M9NWL
 (Place the order with the part number for auto switch shown in the table above.) 5 m..... Z (Example) M9NWX

*1 Lead wire for a solid state auto switch with "-901" at the end of part number has been changed to a cable for a robot use.

Applicable Electric Actuator Series

Auto switches										Electric actuators			
Type	Special function	Electrical entry	Indicator light	Wiring (Output)	Electrical entry direction	Auto switch model	Lead wire length [m]				Pre-wired connector	LEJS	LEY
							0.5	1	3	5		40 to 63	16 to 40
							Nil	M	L	Z	SDPC		
Solid state auto switch	—	Grommet	Yes	3-wire (NPN)	In-line	D-M9N-900	●	●	●	○	—	●	●
				3-wire (PNP)		D-M9P-900	●	●	●	○	—	●	●
				2-wire		D-M9B-900	●	●	●	○	—	●	●
				3-wire (NPN)	Perpendicular	D-M9NV-900	●	●	●	○	—	●	●
				3-wire (PNP)		D-M9PV-900	●	●	●	○	—	●	●
				2-wire		D-M9BV-900	●	●	●	○	—	●	●
	Diagnostic indication (2-color indicator)	Grommet	Yes	3-wire (NPN)	In-line	D-M9NW-900	●	●	●	○	—	●	●
				3-wire (PNP)		D-M9PW-900	●	●	●	○	—	●	●
				2-wire		D-M9BW-900	●	●	●	○	○	●	●
				3-wire (NPN)	Perpendicular	D-M9NWV-900	●	●	●	○	—	●	●
				3-wire (PNP)		D-M9PWV-900	●	●	●	○	—	●	●
				2-wire		D-M9BWV-900	●	●	●	○	○	●	●

- * Solid state auto switches marked with a "○" are produced upon receipt of order.
- * Auto switches cannot be ordered with the actuator part number. They should be ordered separately. Please refer below for ordering. One each of the right-hand-type and the left-hand-type are shipped together with the actuator.

Ordering the Auto Switches

- Individual auto switch: D-M9BWL-900
(Place the order with the part number for auto switch shown in the table above.)
- * Lead wire length symbols: 0.5 m..... Nil (Example) M9NW
 1 m..... M (Example) M9NWM
 3 m..... L (Example) M9NWL
 5 m..... Z (Example) M9NWZ

Directional Control Valves
Air Cylinders
Related Products
Rotary Actuators
Air Grippers
Vacuum Equipment
Air Preparation Equipment
Clean Air Filters
Modular F.R.L./Pressure Control Equipment
Flow Control Equipment/Fittings
Detection Switches
Fluid Control Equipment
Process Gas Equipment
Electric Actuators
Auto Switches

25A- Series Auto Switch Mounting

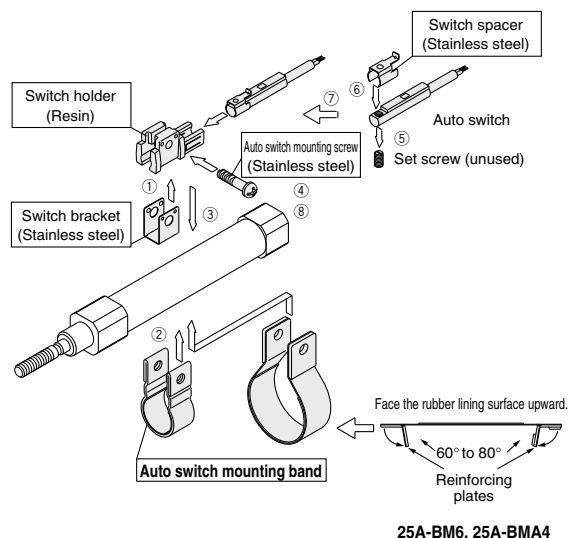
Band Mounting Type

Applicable cylinder series: 25A-CDJ2, 25A-CDJ2K, 25A-CDBJ2, 25A-CD85, 25A-CDM2, 25A-CDG1, 25A-CDBG1, 25A-MGG
 Applicable auto switches : D-M9□-900, D-M9□W-900, D-M9BWSRPC-900, D-M9BWSRPC-900, D-A90-900

Auto Switch Mounting Bracket Part Nos.

Cylinder series	Applicable bore size [mm]											
	8	10	12	16	20	25	32	40	50	63	80	100
25A-CDJ2 25A-CDJ2K 25A-CDBJ2	—	*1 25A-BJ7-010S	—	*1 25A-BJ7-016S	—	—	—	—	—	—	—	—
25A-CD85*4	*1 25A-BJ7-008S	*1 25A-BJ7-010S	*1 25A-BJ7-012S	*1 25A-BJ7-016S	*2 25A-BM6-020S	*2 25A-BM6-025S	—	—	—	—	—	—
25A-CDM2	—	—	—	—	*2 25A-BM6-020S	*2 25A-BM6-025S	*2 25A-BM6-032S	*2 25A-BM6-040S	—	—	—	—
25A-CDG1 25A-CDBG1	—	—	—	—	*3 25A-BMA4-020S	*3 25A-BMA4-025S	*3 25A-BMA4-032S	*3 25A-BMA4-040S	*3 25A-BMA4-050S	*3 25A-BMA4-063S	—	—
25A-MGG	—	—	—	—	*3 25A-BMA4-020S	*3 25A-BMA4-025S	*3 25A-BMA4-032S	*3 25A-BMA4-040S	*3 25A-BMA4-050S	*3 25A-BMA4-063S	—	—

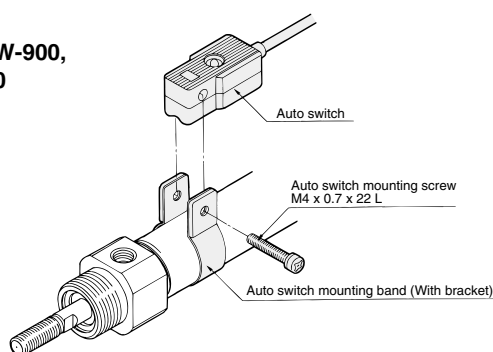
- *1 The combination of the auto switch mounting band (BJ2-□□□S) with a stainless steel screw (BJ3-1).
- *2 The combination of the auto switch mounting band (for BM2-□□□) and stainless steel screw (BBA4), and the holder set (BJ3-1).
- *3 The combination of the auto switch mounting band (for BMA2-□□□) and stainless steel screw (BBA4), and the holder set (BJ3-1).
- *4 D-A90L-900 auto switches cannot be mounted on bore size ø8, ø10, or ø12 cylinders.



Applicable cylinder series: 25A-CDG1, 25A-CDBG1
 Applicable auto switches : D-G5□-900, D-K59-900, D-G5□W-900, D-K59W-900, D-K59WSRPC-900

Auto Switch Mounting Bracket Part Nos.

Cylinder series	Applicable bore size [mm]	
	80	100
25A-CDG1 25A-CDBG1	BA-08S	BA-10S

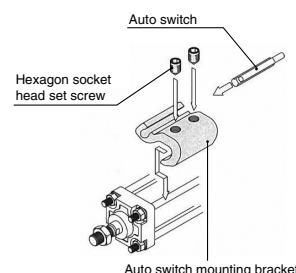


Tie-rod Mounting Type

Applicable cylinder series: 25A-MDB, 25A-CDA2, 25A-CDS2
 Applicable auto switches : D-M9□-900, D-M9□V-900, D-M9□W-900, D-M9□WV-900, D-M9BWSRPC-900, D-M9BWSRPC-900
 : D-A90-900

Auto Switch Mounting Bracket Part Nos.

Cylinder series	Applicable bore size [mm]								
	32	40	50	63	80	100	125	140	160
25A-MDB	90- BMB5-032	90- BMB5-032	90- BA7-040	90- BA7-040	90- BA7-063	90- BA7-063	—	—	—
25A-CDA2	—	90- BA7-040	90- BA7-040	90- BA7-063	90- BA7-080	90- BA7-080	—	—	—
25A-CDS2	—	—	—	—	—	—	25A- BS6-125	25A- BS6-125	25A- BS6-160



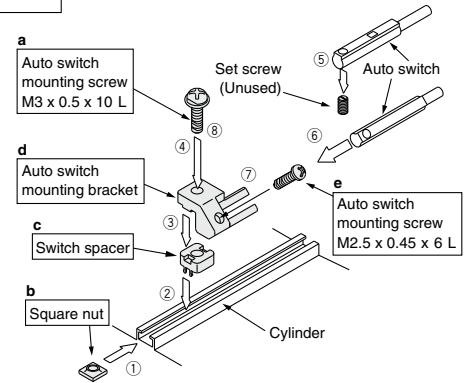
Rail Mounting Type

Applicable cylinder series: 25A-CDBQ2

Applicable auto switches : D-M9N(V)-900, D-M9P(V)-900, D-M9B(V)-900, D-M9NW(V)-900, D-M9PW(V)-900, D-M9BW(V)-900, D-M9NA(V)-900, D-M9PA(V)-900, D-M9BA(V)-900, D-A90-900

Auto Switch Mounting Bracket Part No.

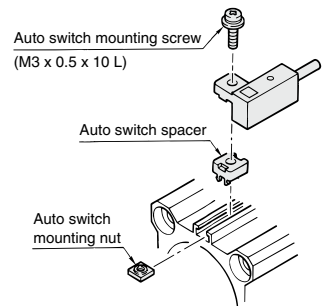
Cylinder series	Applicable bore size [mm]							
	20	25	32	40	50	63	80	100
25A-CDBQ2	—	—	25A-BQ2-032			—	—	—



Applicable auto switches: D-F79-900, D-F7P-900, D-J79-900, D-F7NV-900, D-F7PV-900, D-F7BV-900, D-F79W-900, D-F7PW-900, D-J79W-900, D-F7NWV-900, D-F7BWV-900

Auto Switch Mounting Bracket Part No.

Cylinder series	Applicable bore size [mm]								
	20	25	32	40	50	63	80	100	
25A-CDBQ2	—	—	25A-BQ-2						—



Directional Control Valves

Air Cylinders

Related Products

Rotary Actuators

Air Grippers

Vacuum Equipment

Air Preparation Equipment

Clean Air Filters

Modular F.R.L./Pressure Control Equipment

Flow Control Equipment/Fittings

Detection Switches

Fluid Control Equipment

Process Gas Equipment

Electric Actuators

Auto Switches

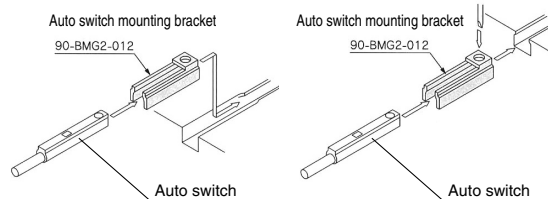
25A- Series

Direct Mounting Type

Applicable cylinder series : 25A-MY1B, 25A-MY1H, 25A-MY3□,
25A-CY3R, 25A-MGP-Z, 25A-MGP-AZ,
25A-RSH

Applicable air gripper series: 25A-MHZ(L)2, 25A-MHL2, 25A-MHS3, MHS4

Applicable auto switches : D-M9□-900, D-M9□V-900, D-M9□W-900,
D-M9□WV-900, D-M9BWSRPC-900,
D-M9BWWSDPC-900
: D-A90L-900



Auto Switch Mounting Bracket Part Nos.

Cylinder series Air gripper series	Applicable bore size [mm]													
	4	6	10	12	15	16	20	25	32	40	50	63	80	100
25A-CDJP2	—	—	—	—	—	—	—	—	—	—	—	—	—	—
25A-MY1B-Z	—	—	—	—	—	—	—	—	—	—	—	—	—	—
25A-MY1H-Z	—	—	—	—	—	—	—	—	—	—	—	—	—	—
25A-MY1B	—	—	—	—	—	Not required	Not required	—	—	—	—	—	90-BMG2-012	—
25A-MY1M	—	—	—	—	—	Not required	Not required	90-BMG2-012	90-BMG2-012	90-BMG2-012	90-BMG2-012	90-BMG2-012	—	—
25A-MY1C	—	—	—	—	—	Not required	Not required	90-BMG2-012	90-BMG2-012	90-BMG2-012	90-BMG2-012	90-BMG2-012	—	—
25A-MY1H	—	—	—	—	—	Not required	Not required	—	—	—	—	—	—	—
25A-MY3□	—	—	—	—	—	—	—	—	—	—	—	—	—	—
25A-CY3R	—	—	—	—	Not required	—	Not required	90-BMG2-012	90-BMG2-012	90-BMG2-012	90-BMG2-012	90-BMG2-012	—	—
25A-MGP-Z 25A-MGP-AZ	—	—	—	Not required	—	Not required	Not required	Not required	Not required	Not required	Not required	Not required	Not required	Not required
25A-RSH	—	—	—	—	—	—	90-BMG2-012	—	90-BMG2-012	—	—	—	—	—
25A-MHZ2	—	—	90-BMG2-012	—	—	*1	*1	*1	*1	*1	—	—	—	—
25A-MHZL2	—	—	90-BMG2-012	—	—	*1	*1	*1	—	—	—	—	—	—
25A-MHL2	—	—	90-BMG2-012	—	—	90-BMG2-012	90-BMG2-012	90-BMG2-012	90-BMG2-012	90-BMG2-012	—	—	—	—
25A-MHS3 25A-MHS4	—	—	—	—	—	Not required	Not required	Not required	90-BMG2-012	—	—	—	—	—

*1 When mounting D-M9 type of auto switch onto the square groove of the side of the air gripper, the auto switch mounting bracket (90-BMG2-012) is required.